

## **Contents**

[Figure 1a: Quarterly Health Service Sight Tests, 2003 to 2016 - non-zero y-axis](#)

[Figure 1b: Quarterly Health Service Vouchers 2003 to 2016 - non-zero y-axis](#)

[Figure 1c: Quarterly Health Service Repair/Replacements 2003 to 2016 - non-zero y-axis](#)

[Number of Health Service Sight Tests, Vouchers and Repair/Replacements in Northern Ireland by Quarter](#)

[Table 1: Number of Health Service Sight Tests, Vouchers and Repair/Replacements by Payment Month from January 2008](#)

[Table 2: Domiciliary Visits from 2003](#)

[Table 3: Health Service Sight Tests by Age and Rate per 1,000 Population from 2008](#)

[Table 4: Health Service Vouchers by Age and Rate per 1,000 Population from 2008](#)

[Table 5: Health Service Repairs/Replacements by Age and Rate per 1,000 Population from 2008](#)

[Table 6: Number of Sight Tests, Vouchers and Repair/Replacements and Rate Per 1,000 Population by Area \(1 October 2016 to 31 December 2016\)](#)

[Notes](#)

Figure 1a: Quarterly Health Service Sight Tests, 2003 to 2016 - non-zero y-axis

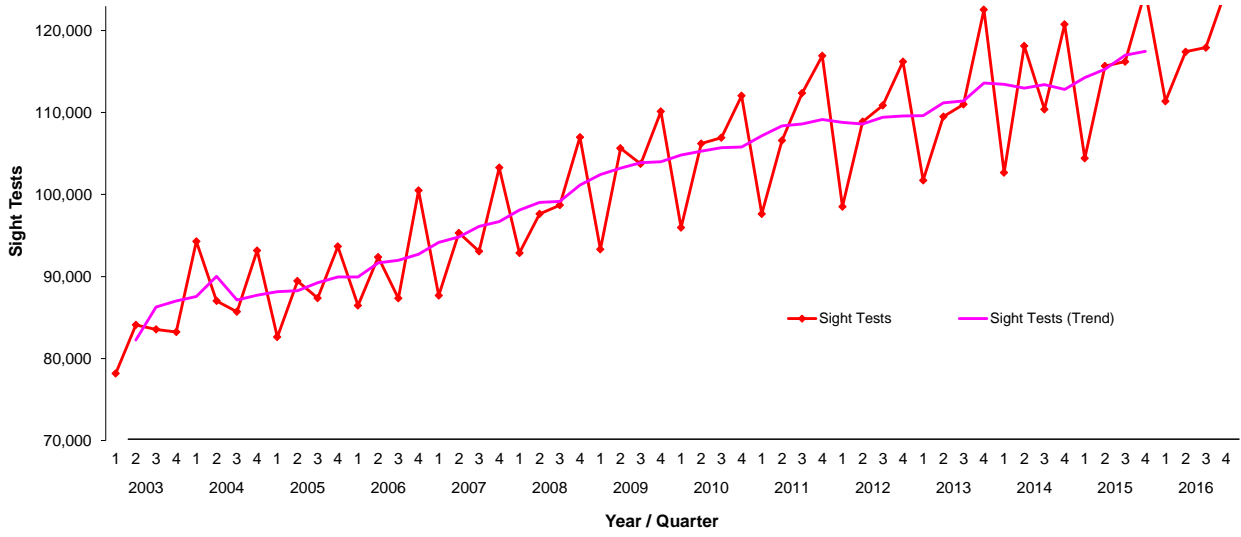


Figure 1b: Quarterly Health Service Vouchers 2003 to 2016 - non-zero y-axis

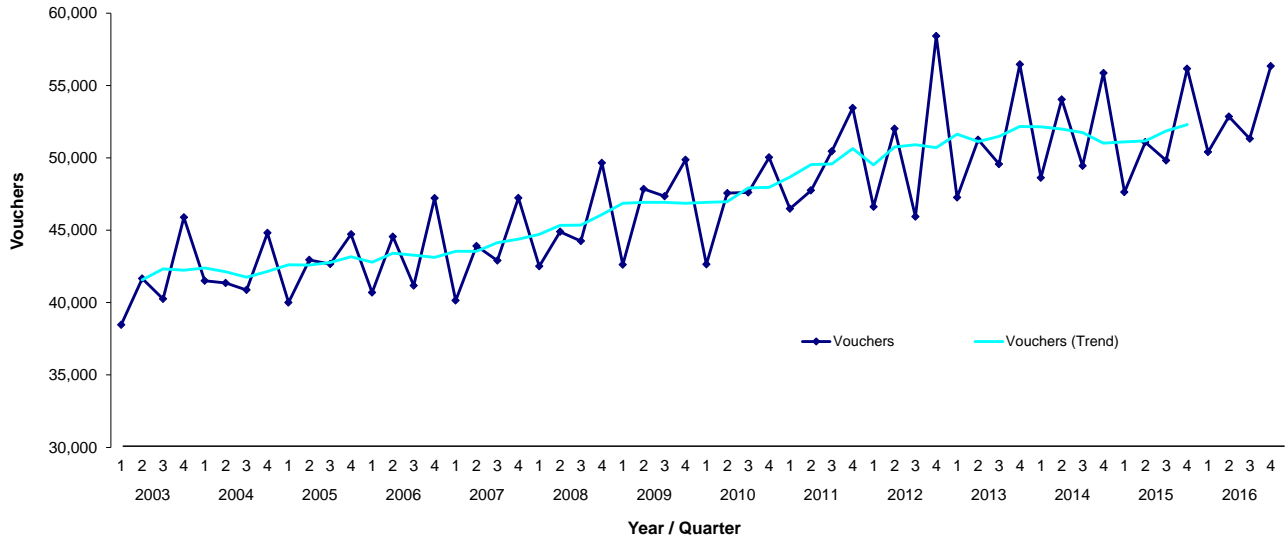
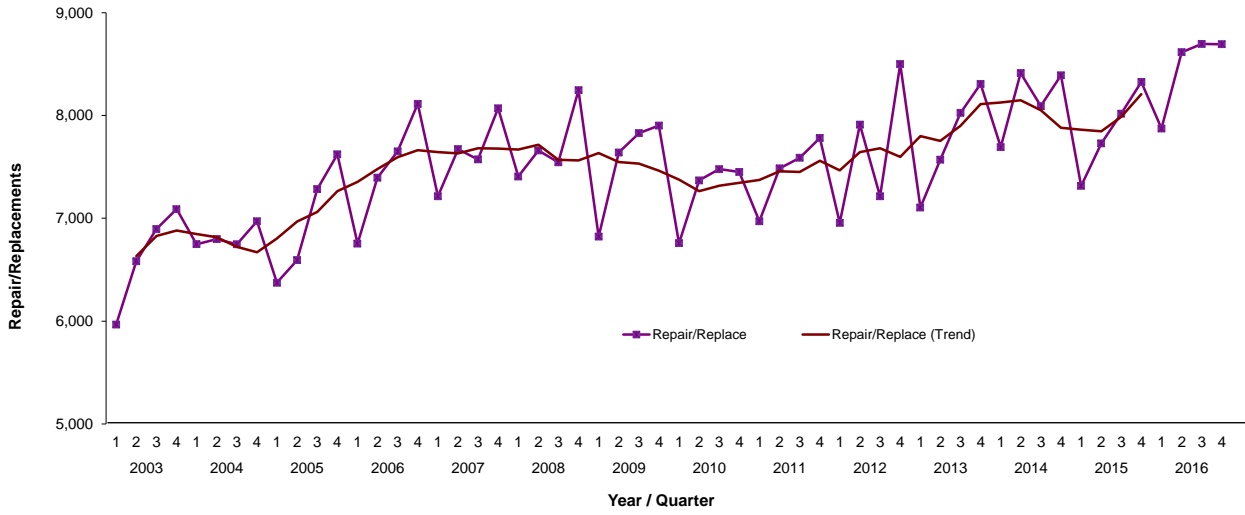


Figure 1c: Quarterly Health Service Repair/Replacements 2003 to 2016 - non-zero y-axis



**Number of Health Service Sight Tests, Vouchers and Repair/Replacements in Northern Ireland by Quarter**

| Year | Quarter | Sight Tests | Vouchers | Repairs/<br>Replacements | Sight Test<br>Rolling Average | Vouchers Rolling<br>Average | Repair/Replacement<br>Rolling Average |
|------|---------|-------------|----------|--------------------------|-------------------------------|-----------------------------|---------------------------------------|
| 2003 | 1       | 78,165      | 38,466   | 5,966                    |                               |                             |                                       |
|      | 2       | 84,086      | 41,667   | 6,582                    | 82,254                        | 41,567                      | 6,633                                 |
|      | 3       | 83,537      | 40,251   | 6,896                    | 86,283                        | 42,327                      | 6,829                                 |
| 2004 | 4       | 83,228      | 45,885   | 7,089                    | 87,015                        | 42,249                      | 6,883                                 |
|      | 1       | 94,279      | 41,506   | 6,749                    | 87,552                        | 42,404                      | 6,846                                 |
|      | 2       | 87,016      | 41,355   | 6,798                    | 90,036                        | 42,136                      | 6,817                                 |
|      | 3       | 85,685      | 40,871   | 6,748                    | 87,121                        | 41,760                      | 6,723                                 |
| 2005 | 4       | 93,165      | 44,810   | 6,971                    | 87,728                        | 42,159                      | 6,671                                 |
|      | 1       | 82,617      | 40,005   | 6,373                    | 88,147                        | 42,608                      | 6,805                                 |
|      | 2       | 89,445      | 42,951   | 6,593                    | 88,271                        | 42,586                      | 6,968                                 |
|      | 3       | 87,361      | 42,664   | 7,284                    | 89,230                        | 42,760                      | 7,064                                 |
| 2006 | 4       | 93,659      | 44,723   | 7,623                    | 89,956                        | 43,161                      | 7,264                                 |
|      | 1       | 86,453      | 40,700   | 6,754                    | 89,951                        | 42,790                      | 7,356                                 |
|      | 2       | 92,350      | 44,557   | 7,396                    | 91,663                        | 43,413                      | 7,479                                 |
|      | 3       | 87,342      | 41,180   | 7,651                    | 91,969                        | 43,274                      | 7,594                                 |
| 2007 | 4       | 100,506     | 47,213   | 8,114                    | 92,711                        | 43,113                      | 7,663                                 |
|      | 1       | 87,677      | 40,146   | 7,215                    | 94,144                        | 43,543                      | 7,644                                 |
|      | 2       | 95,318      | 43,911   | 7,673                    | 94,836                        | 43,548                      | 7,633                                 |
|      | 3       | 93,073      | 42,903   | 7,573                    | 96,130                        | 44,139                      | 7,681                                 |
| 2008 | 4       | 103,276     | 47,231   | 8,071                    | 96,708                        | 44,386                      | 7,678                                 |
|      | 1       | 92,853      | 42,512   | 7,407                    | 98,115                        | 44,724                      | 7,671                                 |
|      | 2       | 97,631      | 44,898   | 7,661                    | 99,046                        | 45,329                      | 7,715                                 |
|      | 3       | 98,698      | 44,256   | 7,545                    | 99,158                        | 45,356                      | 7,569                                 |
| 2009 | 4       | 107,003     | 49,651   | 8,247                    | 101,160                       | 46,094                      | 7,564                                 |
|      | 1       | 93,301      | 42,619   | 6,823                    | 102,421                       | 46,866                      | 7,635                                 |
|      | 2       | 105,638     | 47,850   | 7,641                    | 103,207                       | 46,919                      | 7,549                                 |
|      | 3       | 103,741     | 47,345   | 7,829                    | 103,873                       | 46,925                      | 7,533                                 |
| 2010 | 4       | 110,146     | 49,863   | 7,902                    | 104,017                       | 46,852                      | 7,465                                 |
|      | 1       | 95,966      | 42,642   | 6,758                    | 104,815                       | 46,919                      | 7,377                                 |
|      | 2       | 106,213     | 47,557   | 7,369                    | 105,294                       | 46,960                      | 7,264                                 |
|      | 3       | 106,936     | 47,615   | 7,478                    | 105,708                       | 47,922                      | 7,317                                 |
| 2011 | 4       | 112,061     | 50,027   | 7,451                    | 105,800                       | 47,971                      | 7,347                                 |
|      | 1       | 97,620      | 46,489   | 6,971                    | 107,158                       | 48,681                      | 7,374                                 |
|      | 2       | 106,583     | 47,754   | 7,486                    | 108,374                       | 49,538                      | 7,457                                 |
|      | 3       | 112,369     | 50,455   | 7,589                    | 108,600                       | 49,571                      | 7,453                                 |
| 2012 | 4       | 116,925     | 53,452   | 7,782                    | 109,175                       | 50,635                      | 7,560                                 |
|      | 1       | 98,522      | 46,624   | 6,955                    | 108,802                       | 49,505                      | 7,466                                 |
|      | 2       | 108,883     | 52,008   | 7,912                    | 108,624                       | 50,746                      | 7,646                                 |
|      | 3       | 110,879     | 45,937   | 7,215                    | 109,425                       | 50,905                      | 7,683                                 |
| 2013 | 4       | 116,213     | 58,414   | 8,501                    | 109,582                       | 50,716                      | 7,598                                 |
|      | 1       | 101,726     | 47,259   | 7,105                    | 109,612                       | 51,624                      | 7,801                                 |
|      | 2       | 109,510     | 51,254   | 7,571                    | 111,201                       | 51,134                      | 7,753                                 |
|      | 3       | 111,000     | 49,568   | 8,026                    | 111,438                       | 51,475                      | 7,900                                 |
| 2014 | 4       | 122,566     | 56,455   | 8,308                    | 113,594                       | 52,171                      | 8,110                                 |
|      | 1       | 102,674     | 48,622   | 7,693                    | 113,442                       | 52,142                      | 8,127                                 |
|      | 2       | 118,134     | 54,037   | 8,414                    | 112,990                       | 51,993                      | 8,148                                 |
|      | 3       | 110,393     | 49,453   | 8,092                    | 113,426                       | 51,745                      | 8,054                                 |
| 2015 | 4       | 120,758     | 55,859   | 8,392                    | 112,815                       | 51,005                      | 7,882                                 |
|      | 1       | 104,418     | 47,630   | 7,316                    | 114,270                       | 51,097                      | 7,864                                 |
|      | 2       | 115,689     | 51,079   | 7,729                    | 115,286                       | 51,171                      | 7,848                                 |
|      | 3       | 116,213     | 49,819   | 8,019                    | 117,027                       | 51,864                      | 7,987                                 |
| 2016 | 4       | 124,822     | 56,155   | 8,326                    | 117,460                       | 52,307                      | 8,209                                 |
|      | 1       | 111,382     | 50,401   | 7,874                    |                               |                             |                                       |
|      | 2       | 117,421     | 52,852   | 8,617                    |                               |                             |                                       |
|      | 3       | 117,927     | 51,322   | 8,696                    |                               |                             |                                       |
| 2017 | 4       | 124,983     | 56,332   | 8,695                    |                               |                             |                                       |
|      | 1       | 116,080     | 51,305   | 8,525                    |                               |                             |                                       |
|      | 2       |             |          |                          |                               |                             |                                       |
|      | 3       |             |          |                          |                               |                             |                                       |
|      | 4       |             |          |                          |                               |                             |                                       |

No data to add just amend formulas to take data from Table 1

**Table 1: Number of Health Service Sight Tests, Vouchers and Repair/Replacements by Payment Month from January 2008**

| Year | Month     | Sight Tests | Vouchers | Repairs/<br>Replacements |
|------|-----------|-------------|----------|--------------------------|
| 2008 | January   | 22,105      | 10,913   | 2,156                    |
|      | February  | 35,439      | 15,542   | 2,636                    |
|      | March     | 35,309      | 16,057   | 2,615                    |
|      | April     | 31,467      | 14,178   | 2,269                    |
|      | May       | 34,926      | 16,175   | 2,738                    |
|      | June      | 31,238      | 14,545   | 2,654                    |
|      | July      | 32,764      | 15,390   | 2,574                    |
|      | August    | 28,180      | 11,984   | 2,079                    |
|      | September | 37,754      | 16,882   | 2,892                    |
|      | October   | 35,761      | 16,697   | 2,851                    |
|      | November  | 37,355      | 17,239   | 2,756                    |
|      | December  | 33,887      | 15,715   | 2,640                    |
| 2009 | January   | 21,809      | 10,806   | 2,096                    |
|      | February  | 35,854      | 15,898   | 2,536                    |
|      | March     | 35,638      | 15,915   | 2,191                    |
|      | April     | 38,240      | 17,496   | 2,621                    |
|      | May       | 31,407      | 13,510   | 2,255                    |
|      | June      | 35,991      | 16,844   | 2,765                    |
|      | July      | 33,342      | 15,196   | 2,538                    |
|      | August    | 30,877      | 13,921   | 2,302                    |
|      | September | 39,522      | 18,228   | 2,989                    |
|      | October   | 36,878      | 17,423   | 2,843                    |
|      | November  | 37,049      | 16,053   | 2,365                    |
|      | December  | 36,219      | 16,387   | 2,694                    |
| 2010 | January   | 21,718      | 10,219   | 1,743                    |
|      | February  | 36,952      | 15,465   | 2,319                    |
|      | March     | 37,296      | 16,958   | 2,696                    |
|      | April     | 35,484      | 16,020   | 2,336                    |
|      | May       | 34,058      | 14,823   | 2,318                    |
|      | June      | 36,671      | 16,714   | 2,715                    |
|      | July      | 34,104      | 15,371   | 2,577                    |
|      | August    | 32,332      | 14,344   | 2,237                    |
|      | September | 40,500      | 17,900   | 2,664                    |
|      | October   | 36,485      | 16,851   | 2,529                    |
|      | November  | 40,019      | 18,351   | 2,647                    |
|      | December  | 35,557      | 14,825   | 2,275                    |
| 2011 | January   | 17,310      | 9,884    | 1,832                    |
|      | February  | 40,779      | 18,345   | 2,807                    |
|      | March     | 39,531      | 18,260   | 2,332                    |
|      | April     | 37,585      | 16,671   | 2,464                    |
|      | May       | 31,591      | 14,342   | 2,244                    |
|      | June      | 37,407      | 16,741   | 2,778                    |
|      | July      | 36,986      | 17,133   | 2,597                    |
|      | August    | 33,843      | 14,718   | 2,078                    |
|      | September | 41,540      | 18,604   | 2,914                    |
|      | October   | 37,822      | 17,257   | 2,521                    |
|      | November  | 41,511      | 18,879   | 2,694                    |
|      | December  | 37,592      | 17,316   | 2,567                    |
| 2012 | January   | 21,907      | 12,632   | 2,122                    |
|      | February  | 40,605      | 17,365   | 2,467                    |
|      | March     | 36,010      | 16,627   | 2,366                    |
|      | April     | 36,936      | 16,862   | 2,376                    |
|      | May       | 37,809      | 18,664   | 2,987                    |
|      | June      | 34,138      | 16,482   | 2,549                    |
|      | July      | 35,786      | 15,895   | 2,568                    |
|      | August    | 34,595      | 14,891   | 2,240                    |
|      | September | 40,498      | 15,151   | 2,407                    |

|      |           |        |        |       |
|------|-----------|--------|--------|-------|
| 2013 | October   | 39,480 | 19,655 | 2,913 |
|      | November  | 41,755 | 21,309 | 3,072 |
|      | December  | 34,978 | 17,450 | 2,516 |
|      | January   | 25,455 | 13,128 | 2,273 |
|      | February  | 37,037 | 16,100 | 2,168 |
|      | March     | 39,234 | 18,031 | 2,664 |
|      | April     | 34,516 | 16,019 | 2,288 |
|      | May       | 37,788 | 17,273 | 2,579 |
|      | June      | 37,206 | 17,962 | 2,704 |
|      | July      | 35,270 | 15,049 | 2,128 |
|      | August    | 35,649 | 17,057 | 3,097 |
|      | September | 40,081 | 17,462 | 2,801 |
| 2014 | October   | 41,052 | 19,138 | 2,825 |
|      | November  | 43,305 | 19,166 | 2,725 |
|      | December  | 38,209 | 18,151 | 2,758 |
|      | January   | 25,171 | 13,315 | 2,419 |
|      | February  | 39,333 | 17,286 | 2,704 |
|      | March     | 38,170 | 18,021 | 2,570 |
|      | April     | 40,091 | 18,429 | 2,680 |
|      | May       | 36,820 | 16,834 | 2,626 |
|      | June      | 41,223 | 18,774 | 3,108 |
|      | July      | 32,753 | 15,320 | 2,392 |
|      | August    | 37,633 | 16,877 | 2,763 |
|      | September | 40,007 | 17,256 | 2,937 |
| 2015 | October   | 41,461 | 19,139 | 2,938 |
|      | November  | 42,050 | 19,492 | 2,853 |
|      | December  | 37,247 | 17,228 | 2,601 |
|      | January   | 25,712 | 12,682 | 2,283 |
|      | February  | 40,744 | 17,554 | 2,684 |
|      | March     | 37,962 | 17,394 | 2,349 |
|      | April     | 38,208 | 16,943 | 2,458 |
|      | May       | 39,279 | 17,265 | 2,710 |
|      | June      | 38,202 | 16,871 | 2,561 |
|      | July      | 36,250 | 16,380 | 2,695 |
|      | August    | 38,224 | 15,192 | 2,437 |
|      | September | 41,739 | 18,247 | 2,887 |
| 2016 | October   | 43,715 | 19,035 | 2,875 |
|      | November  | 43,103 | 19,315 | 2,835 |
|      | December  | 38,004 | 17,805 | 2,616 |
|      | January   | 28,246 | 13,556 | 2,412 |
|      | February  | 43,175 | 18,653 | 2,880 |
|      | March     | 39,961 | 18,192 | 2,582 |
|      | April     | 39,790 | 17,998 | 2,847 |
|      | May       | 38,611 | 17,574 | 2,899 |
|      | June      | 39,020 | 17,280 | 2,871 |
|      | July      | 35,102 | 15,492 | 2,579 |
|      | August    | 38,144 | 16,011 | 2,785 |
|      | September | 44,681 | 19,819 | 3,332 |
| 2017 | October   | 48,523 | 21,067 | 3,250 |
|      | November  | 42,056 | 19,026 | 2,921 |
|      | December  | 34,404 | 16,239 | 2,524 |
|      | January   | 31,796 | 13,841 | 2,757 |
|      | February  | 44,944 | 19,682 | 3,082 |
|      | March     | 39,340 | 17,782 | 2,686 |

**Table 2: Domiciliary Visits from 2003**

| Year | Quarter | Number of Patients visited |               | Total Visits |
|------|---------|----------------------------|---------------|--------------|
|      |         | One or two                 | Three or more |              |
| 2003 | 1       | 1,216                      | 1,826         | <b>3,042</b> |
|      | 2       | 1,292                      | 1,732         | <b>3,024</b> |
|      | 3       | 1,167                      | 1,852         | <b>3,019</b> |
|      | 4       | 1,019                      | 1,372         | <b>2,391</b> |
| 2004 | 1       | 1,410                      | 2,059         | <b>3,469</b> |
|      | 2       | 1,462                      | 1,948         | <b>3,410</b> |
|      | 3       | 1,267                      | 1,863         | <b>3,130</b> |
|      | 4       | 1,382                      | 1,851         | <b>3,233</b> |
| 2005 | 1       | 1,291                      | 1,709         | <b>3,000</b> |
|      | 2       | 1,506                      | 1,771         | <b>3,277</b> |
|      | 3       | 1,542                      | 1,381         | <b>2,923</b> |
|      | 4       | 1,880                      | 370           | <b>2,250</b> |
| 2006 | 1       | 2,386                      | 303           | <b>2,689</b> |
|      | 2       | 2,577                      | 385           | <b>2,962</b> |
|      | 3       | 2,542                      | 471           | <b>3,013</b> |
|      | 4       | 2,917                      | 455           | <b>3,372</b> |
| 2007 | 1       | 2,558                      | 232           | <b>2,790</b> |
|      | 2       | 2,931                      | 415           | <b>3,346</b> |
|      | 3       | 2,674                      | 468           | <b>3,142</b> |
|      | 4       | 2,698                      | 563           | <b>3,261</b> |
| 2008 | 1       | 2,661                      | 393           | <b>3,054</b> |
|      | 2       | 2,669                      | 462           | <b>3,131</b> |
|      | 3       | 2,542                      | 498           | <b>3,040</b> |
|      | 4       | 2,850                      | 660           | <b>3,510</b> |
| 2009 | 1       | 2,680                      | 570           | <b>3,250</b> |
|      | 2       | 3,133                      | 453           | <b>3,586</b> |
|      | 3       | 2,859                      | 459           | <b>3,318</b> |
|      | 4       | 2,892                      | 809           | <b>3,701</b> |
| 2010 | 1       | 2,266                      | 937           | <b>3,203</b> |
|      | 2       | 2,570                      | 1,039         | <b>3,609</b> |
|      | 3       | 2,464                      | 893           | <b>3,357</b> |
|      | 4       | 3,040                      | 1,069         | <b>4,109</b> |
| 2011 | 1       | 2,539                      | 904           | <b>3,443</b> |
|      | 2       | 2,738                      | 975           | <b>3,713</b> |
|      | 3       | 2,532                      | 1,078         | <b>3,610</b> |



|      |   |       |       |              |
|------|---|-------|-------|--------------|
| 2012 | 4 | 3,053 | 1,000 | <b>4,053</b> |
|      | 1 | 1,957 | 624   | <b>2,581</b> |
|      | 2 | 2,709 | 1,083 | <b>3,792</b> |
|      | 3 | 2,602 | 757   | <b>3,359</b> |
| 2013 | 4 | 3,079 | 1,121 | <b>4,200</b> |
|      | 1 | 2,810 | 897   | <b>3,707</b> |
|      | 2 | 2,614 | 907   | <b>3,521</b> |
|      | 3 | 2,636 | 841   | <b>3,477</b> |
| 2014 | 4 | 2,923 | 831   | <b>3,754</b> |
|      | 1 | 2,445 | 612   | <b>3,057</b> |
|      | 2 | 2,599 | 1,132 | <b>3,731</b> |
|      | 3 | 2,623 | 784   | <b>3,407</b> |
| 2015 | 4 | 2,876 | 717   | <b>3,593</b> |
|      | 1 | 2,454 | 665   | <b>3,119</b> |
|      | 2 | 2,710 | 1,022 | <b>3,732</b> |
|      | 3 | 2,636 | 959   | <b>3,595</b> |
| 2016 | 4 | 3,031 | 790   | <b>3,821</b> |
|      | 1 | 2,757 | 768   | <b>3,525</b> |
|      | 2 | 2,875 | 821   | <b>3,696</b> |
|      | 3 | 2,687 | 916   | <b>3,603</b> |
| 2017 | 4 | 3,045 | 868   | <b>3,913</b> |
|      | 1 | 2,856 | 859   | <b>3,715</b> |
|      | 2 |       |       |              |
|      | 3 |       |       |              |
|      | 4 |       |       |              |

Table 3: Health Service Sight Tests by Age and Rate per 1,000 Population from 2008

| Year | Quarter | Number of Health Service Sight Tests |        |        |        |        |        | Rate per 1,000 Population <sup>1</sup> |          |      |       |       |       |     |
|------|---------|--------------------------------------|--------|--------|--------|--------|--------|----------------------------------------|----------|------|-------|-------|-------|-----|
|      |         | All Ages                             | 0-15   | 16-39  | 40-59  | 60-74  | 75+    | Unknown                                | All Ages | 0-15 | 16-39 | 40-59 | 60-74 | 75+ |
| 2008 | 1st     | 92,853                               | 23,167 | 11,944 | 15,329 | 26,737 | 15,647 | 29                                     | 201      | 245  | 75    | 127   | 467   | 558 |
|      | 2nd     | 97,631                               | 23,760 | 12,793 | 15,313 | 27,856 | 17,870 | 39                                     | 212      | 252  | 80    | 127   | 487   | 637 |
|      | 3rd     | 98,695                               | 24,774 | 12,653 | 15,272 | 28,323 | 17,631 | 45                                     | 214      | 262  | 79    | 126   | 495   | 639 |
|      | 4th     | 107,003                              | 26,533 | 13,829 | 16,983 | 30,886 | 18,745 | 27                                     | 232      | 281  | 86    | 140   | 540   | 668 |
| 2009 | 1st     | 93,301                               | 23,356 | 12,195 | 15,122 | 26,655 | 15,953 | 20                                     | 200      | 246  | 76    | 123   | 456   | 560 |
|      | 2nd     | 105,638                              | 25,300 | 14,017 | 16,692 | 30,366 | 19,240 | 23                                     | 227      | 267  | 87    | 136   | 519   | 676 |
|      | 3rd     | 103,741                              | 25,231 | 13,566 | 16,314 | 29,631 | 18,977 | 22                                     | 223      | 266  | 84    | 133   | 506   | 667 |
|      | 4th     | 110,146                              | 26,434 | 14,465 | 17,692 | 31,817 | 19,680 | 58                                     | 237      | 279  | 90    | 144   | 544   | 691 |
| 2010 | 1st     | 95,966                               | 24,077 | 12,816 | 16,236 | 26,996 | 15,840 | 1                                      | 204      | 253  | 80    | 130   | 451   | 544 |
|      | 2nd     | 106,213                              | 25,117 | 14,140 | 16,715 | 30,136 | 20,104 | 1                                      | 226      | 264  | 88    | 134   | 503   | 691 |
|      | 3rd     | 106,936                              | 26,093 | 14,329 | 16,931 | 30,200 | 19,383 | 0                                      | 228      | 274  | 89    | 135   | 504   | 666 |
|      | 4th     | 112,061                              | 27,053 | 14,755 | 18,015 | 32,113 | 20,124 | 1                                      | 239      | 285  | 92    | 144   | 536   | 692 |
| 2011 | 1st     | 97,620                               | 23,733 | 13,120 | 16,391 | 27,528 | 16,846 | 2                                      | 206      | 248  | 82    | 129   | 451   | 566 |
|      | 2nd     | 106,583                              | 24,798 | 14,717 | 16,911 | 30,440 | 19,715 | 2                                      | 225      | 259  | 92    | 133   | 499   | 662 |
|      | 3rd     | 112,369                              | 27,694 | 15,066 | 17,825 | 31,474 | 20,320 | 0                                      | 237      | 290  | 94    | 140   | 516   | 682 |
|      | 4th     | 116,925                              | 28,753 | 15,628 | 18,612 | 32,928 | 21,004 | 0                                      | 247      | 301  | 98    | 146   | 540   | 705 |
| 2012 | 1st     | 96,522                               | 24,058 | 13,142 | 16,812 | 27,750 | 16,760 | 0                                      | 207      | 251  | 83    | 130   | 448   | 550 |
|      | 2nd     | 108,883                              | 24,769 | 14,832 | 17,695 | 31,223 | 20,363 | 1                                      | 228      | 258  | 93    | 137   | 504   | 669 |
|      | 3rd     | 110,879                              | 27,185 | 14,890 | 17,372 | 30,941 | 20,491 | 0                                      | 233      | 283  | 93    | 135   | 499   | 673 |
|      | 4th     | 116,213                              | 28,238 | 15,538 | 18,421 | 32,447 | 21,567 | 2                                      | 244      | 294  | 98    | 143   | 524   | 708 |
| 2013 | 1st     | 101,726                              | 24,794 | 13,795 | 16,829 | 28,431 | 17,877 | 0                                      | 212      | 258  | 87    | 129   | 450   | 576 |
|      | 2nd     | 109,510                              | 25,858 | 14,871 | 17,609 | 30,794 | 20,378 | 0                                      | 229      | 269  | 94    | 135   | 488   | 657 |
|      | 3rd     | 111,000                              | 27,349 | 14,383 | 17,597 | 31,093 | 20,578 | 0                                      | 232      | 285  | 91    | 135   | 482   | 663 |
|      | 4th     | 122,566                              | 30,034 | 16,270 | 19,211 | 34,257 | 22,794 | 0                                      | 256      | 313  | 103   | 147   | 542   | 735 |
| 2014 | 1st     | 102,674                              | 25,372 | 13,806 | 16,937 | 28,946 | 17,613 | 0                                      | 213      | 263  | 87    | 129   | 450   | 554 |
|      | 2nd     | 118,134                              | 29,187 | 15,869 | 18,757 | 33,166 | 22,155 | 0                                      | 245      | 292  | 100   | 142   | 515   | 696 |
|      | 3rd     | 110,393                              | 27,815 | 14,009 | 16,935 | 30,665 | 20,978 | 1                                      | 229      | 289  | 89    | 129   | 476   | 659 |
|      | 4th     | 120,758                              | 29,644 | 15,742 | 18,491 | 34,509 | 22,371 | 1                                      | 250      | 308  | 99    | 140   | 536   | 703 |
| 2015 | 1st     | 104,418                              | 26,249 | 13,643 | 16,675 | 29,628 | 18,223 | 0                                      | 215      | 271  | 86    | 126   | 452   | 564 |
|      | 2nd     | 115,689                              | 27,692 | 14,752 | 18,093 | 32,937 | 22,215 | 0                                      | 238      | 286  | 93    | 136   | 502   | 688 |
|      | 3rd     | 116,213                              | 29,662 | 14,550 | 17,410 | 32,527 | 22,064 | 0                                      | 239      | 306  | 92    | 131   | 496   | 683 |
|      | 4th     | 124,822                              | 31,119 | 15,490 | 19,133 | 35,975 | 23,105 | 0                                      | 257      | 321  | 97    | 144   | 549   | 715 |
| 2016 | 1st     | 111,382                              | 28,082 | 14,139 | 17,434 | 31,982 | 19,745 | 0                                      | 227      | 288  | 89    | 130   | 477   | 599 |
|      | 2nd     | 117,421                              | 29,073 | 14,598 | 17,763 | 33,504 | 22,483 | 0                                      | 240      | 298  | 92    | 133   | 499   | 682 |
|      | 3rd     | 117,927                              | 31,386 | 14,172 | 17,340 | 32,864 | 22,165 | 0                                      | 241      | 322  | 89    | 130   | 490   | 673 |
|      | 4th     | 124,983                              | 32,127 | 15,160 | 19,039 | 35,684 | 22,973 | 0                                      | 255      | 329  | 95    | 143   | 532   | 697 |
| 2017 | 1st     | 116,080                              | 30,307 | 14,280 | 17,885 | 32,888 | 20,719 | 0                                      | 237      | 311  | 90    | 134   | 490   | 629 |
|      | 2nd     |                                      |        |        |        |        |        |                                        |          |      |       |       |       |     |
|      | 3rd     |                                      |        |        |        |        |        |                                        |          |      |       |       |       |     |
|      | 4th     |                                      |        |        |        |        |        |                                        |          |      |       |       |       |     |

<sup>1</sup>Rates are calculated using the population registered in Northern Ireland for Health Service treatments at 1st July - the mid-point for each year.

Table 4: Health Service Vouchers by Age and Rate per 1,000 Population from 2008

| Year | Quarter | Number of Health Service Vouchers |        |        |        |       |       | Rate per 1,000 Population <sup>1</sup> |          |      |       |       |       |     |
|------|---------|-----------------------------------|--------|--------|--------|-------|-------|----------------------------------------|----------|------|-------|-------|-------|-----|
|      |         | All Ages                          | 0-15   | 16-39  | 40-59  | 60-74 | 75+   | Unknown                                | All Ages | 0-15 | 16-39 | 40-59 | 60-74 | 75+ |
| 2008 | 1st     | 42,512                            | 14,603 | 8,100  | 8,985  | 6,293 | 4,520 | 11                                     | 92       | 155  | 51    | 74    | 110   | 161 |
|      | 2nd     | 44,998                            | 15,372 | 8,643  | 9,908  | 6,667 | 5,299 | 9                                      | 97       | 163  | 54    | 74    | 117   | 189 |
|      | 3rd     | 44,256                            | 15,568 | 8,208  | 8,830  | 6,669 | 4,975 | 6                                      | 96       | 165  | 51    | 73    | 117   | 177 |
|      | 4th     | 49,651                            | 17,231 | 9,353  | 10,042 | 7,444 | 5,574 | 7                                      | 108      | 182  | 58    | 83    | 130   | 199 |
| 2009 | 1st     | 42,619                            | 14,911 | 8,188  | 8,854  | 6,175 | 4,486 | 5                                      | 92       | 157  | 51    | 72    | 106   | 158 |
|      | 2nd     | 47,850                            | 15,943 | 9,243  | 9,676  | 7,338 | 5,640 | 10                                     | 103      | 168  | 58    | 79    | 125   | 198 |
|      | 3rd     | 47,345                            | 15,933 | 9,036  | 9,696  | 7,114 | 5,563 | 3                                      | 102      | 168  | 56    | 79    | 122   | 195 |
|      | 4th     | 49,863                            | 16,519 | 9,713  | 10,694 | 7,439 | 5,495 | 3                                      | 107      | 174  | 60    | 87    | 127   | 193 |
| 2010 | 1st     | 42,642                            | 14,467 | 7,969  | 9,485  | 6,215 | 4,506 | 0                                      | 91       | 152  | 50    | 76    | 104   | 155 |
|      | 2nd     | 47,557                            | 15,625 | 9,201  | 10,049 | 7,016 | 5,665 | 1                                      | 101      | 164  | 57    | 80    | 117   | 195 |
|      | 3rd     | 47,615                            | 15,810 | 9,223  | 10,041 | 7,050 | 5,491 | 0                                      | 101      | 166  | 57    | 80    | 118   | 189 |
|      | 4th     | 50,027                            | 16,718 | 9,804  | 10,731 | 7,271 | 5,502 | 1                                      | 107      | 176  | 61    | 86    | 121   | 189 |
| 2011 | 1st     | 46,489                            | 15,460 | 8,955  | 10,273 | 6,839 | 4,961 | 1                                      | 98       | 162  | 56    | 81    | 112   | 167 |
|      | 2nd     | 47,754                            | 15,830 | 9,443  | 9,794  | 7,217 | 5,469 | 1                                      | 101      | 166  | 59    | 77    | 118   | 184 |
|      | 3rd     | 50,455                            | 16,815 | 9,926  | 10,545 | 7,287 | 5,802 | 0                                      | 107      | 176  | 62    | 83    | 119   | 198 |
|      | 4th     | 53,452                            | 17,769 | 10,762 | 11,468 | 7,687 | 5,766 | 0                                      | 113      | 186  | 67    | 90    | 126   | 194 |
| 2012 | 1st     | 46,624                            | 15,527 | 8,903  | 10,541 | 6,779 | 4,874 | 0                                      | 98       | 162  | 56    | 82    | 109   | 160 |
|      | 2nd     | 52,008                            | 17,304 | 10,286 | 11,028 | 7,530 | 5,859 | 1                                      | 109      | 180  | 65    | 86    | 122   | 192 |
|      | 3rd     | 45,937                            | 15,517 | 8,940  | 9,608  | 6,682 | 5,189 | 1                                      | 96       | 162  | 56    | 75    | 108   | 170 |
|      | 4th     | 58,414                            | 19,649 | 11,658 | 12,251 | 8,238 | 6,616 | 2                                      | 123      | 205  | 73    | 95    | 133   | 217 |
| 2013 | 1st     | 47,259                            | 16,035 | 9,410  | 10,353 | 6,590 | 4,871 | 0                                      | 99       | 167  | 59    | 79    | 104   | 157 |
|      | 2nd     | 51,254                            | 17,250 | 10,274 | 10,797 | 7,266 | 5,675 | 2                                      | 107      | 180  | 65    | 83    | 115   | 183 |
|      | 3rd     | 49,568                            | 17,107 | 9,435  | 10,555 | 7,089 | 5,381 | 1                                      | 103      | 178  | 59    | 81    | 112   | 173 |
|      | 4th     | 56,455                            | 19,188 | 11,288 | 12,026 | 7,963 | 5,989 | 1                                      | 118      | 200  | 71    | 92    | 126   | 193 |
| 2014 | 1st     | 48,622                            | 16,810 | 9,577  | 10,722 | 6,722 | 4,791 | 0                                      | 101      | 174  | 60    | 81    | 104   | 151 |
|      | 2nd     | 54,037                            | 18,500 | 10,893 | 11,317 | 7,522 | 5,802 | 0                                      | 112      | 192  | 69    | 86    | 117   | 182 |
|      | 3rd     | 49,453                            | 17,826 | 9,329  | 10,172 | 6,811 | 5,314 | 1                                      | 102      | 185  | 59    | 77    | 106   | 167 |
|      | 4th     | 55,859                            | 19,991 | 11,293 | 11,489 | 7,527 | 5,559 | 0                                      | 116      | 207  | 71    | 87    | 117   | 175 |
| 2015 | 1st     | 47,630                            | 17,089 | 9,546  | 10,238 | 6,299 | 4,457 | 1                                      | 98       | 177  | 60    | 77    | 96    | 138 |
|      | 2nd     | 51,079                            | 18,276 | 9,971  | 10,742 | 6,852 | 5,238 | 0                                      | 105      | 189  | 63    | 81    | 104   | 162 |
|      | 3rd     | 49,819                            | 18,464 | 9,468  | 9,871  | 6,724 | 5,292 | 0                                      | 102      | 191  | 60    | 74    | 103   | 164 |
|      | 4th     | 56,155                            | 20,297 | 11,026 | 11,675 | 7,673 | 5,484 | 0                                      | 115      | 210  | 69    | 88    | 117   | 170 |
| 2016 | 1st     | 50,401                            | 18,218 | 9,956  | 10,786 | 6,812 | 4,629 | 0                                      | 103      | 187  | 63    | 81    | 102   | 141 |
|      | 2nd     | 52,852                            | 19,869 | 10,247 | 10,615 | 7,045 | 5,075 | 1                                      | 108      | 204  | 64    | 79    | 105   | 154 |
|      | 3rd     | 51,322                            | 20,018 | 9,599  | 9,909  | 6,762 | 5,014 | 0                                      | 105      | 205  | 60    | 74    | 101   | 152 |
|      | 4th     | 56,332                            | 21,196 | 10,972 | 11,342 | 7,442 | 5,380 | 0                                      | 115      | 217  | 69    | 85    | 111   | 163 |
| 2017 | 1st     | 51,305                            | 19,942 | 9,927  | 10,512 | 6,476 | 4,448 | 0                                      | 105      | 204  | 62    | 79    | 97    | 135 |
|      | 2nd     |                                   |        |        |        |       |       |                                        |          |      |       |       |       |     |
|      | 3rd     |                                   |        |        |        |       |       |                                        |          |      |       |       |       |     |
|      | 4th     |                                   |        |        |        |       |       |                                        |          |      |       |       |       |     |

<sup>1</sup>Rates are calculated using the population registered in Northern Ireland for Health Service treatments at 1st July - the mid-point for each year.

Table 5: Health Service Repairs/Replacements by Age and Rate per 1,000 Population from 2008

| Year | Quarter | Number of Health Service Repair/Replacements |       |       |       |       |     | Rate per 1,000 Population <sup>1</sup> |          |      |       |       |       |     |
|------|---------|----------------------------------------------|-------|-------|-------|-------|-----|----------------------------------------|----------|------|-------|-------|-------|-----|
|      |         | All Ages                                     | 0-15  | 16-39 | 40-59 | 60-74 | 75+ | Unknown                                | All Ages | 0-15 | 16-39 | 40-59 | 60-74 | 75+ |
| 2008 | 1st     | 7,407                                        | 7,231 | 45    | 38    | 24    | 66  | 3                                      | 16       | 77   | 0     | 0     | 0     | 2   |
|      | 2nd     | 7,661                                        | 7,455 | 42    | 50    | 32    | 81  | 1                                      | 17       | 79   | 0     | 0     | 1     | 3   |
|      | 3rd     | 7,545                                        | 7,373 | 39    | 42    | 26    | 62  | 3                                      | 16       | 78   | 0     | 0     | 0     | 2   |
|      | 4th     | 8,247                                        | 8,024 | 53    | 52    | 29    | 89  | 0                                      | 18       | 85   | 0     | 0     | 1     | 3   |
| 2009 | 1st     | 6,823                                        | 6,674 | 29    | 28    | 26    | 64  | 2                                      | 15       | 70   | 0     | 0     | 0     | 2   |
|      | 2nd     | 7,641                                        | 7,449 | 35    | 28    | 40    | 87  | 2                                      | 16       | 79   | 0     | 0     | 1     | 3   |
|      | 3rd     | 7,829                                        | 7,682 | 34    | 33    | 15    | 62  | 3                                      | 17       | 81   | 0     | 0     | 0     | 2   |
|      | 4th     | 7,902                                        | 7,704 | 38    | 29    | 37    | 81  | 13                                     | 17       | 81   | 0     | 0     | 1     | 3   |
| 2010 | 1st     | 6,758                                        | 6,563 | 48    | 46    | 32    | 53  | 16                                     | 14       | 69   | 0     | 0     | 1     | 2   |
|      | 2nd     | 7,369                                        | 7,199 | 43    | 30    | 35    | 61  | 1                                      | 16       | 76   | 0     | 0     | 1     | 2   |
|      | 3rd     | 7,478                                        | 7,280 | 57    | 33    | 37    | 69  | 2                                      | 16       | 77   | 0     | 0     | 1     | 2   |
|      | 4th     | 7,451                                        | 7,281 | 35    | 31    | 29    | 73  | 2                                      | 16       | 77   | 0     | 0     | 0     | 3   |
| 2011 | 1st     | 6,971                                        | 6,786 | 27    | 50    | 26    | 78  | 4                                      | 15       | 71   | 0     | 0     | 0     | 3   |
|      | 2nd     | 7,486                                        | 7,326 | 29    | 44    | 23    | 63  | 1                                      | 16       | 77   | 0     | 0     | 0     | 2   |
|      | 3rd     | 7,589                                        | 7,448 | 35    | 39    | 16    | 48  | 3                                      | 16       | 78   | 0     | 0     | 0     | 2   |
|      | 4th     | 7,782                                        | 7,630 | 40    | 30    | 28    | 54  | 0                                      | 16       | 80   | 0     | 0     | 0     | 2   |
| 2012 | 1st     | 6,955                                        | 6,781 | 42    | 30    | 38    | 64  | 0                                      | 15       | 71   | 0     | 0     | 1     | 2   |
|      | 2nd     | 7,912                                        | 7,732 | 39    | 34    | 35    | 72  | 0                                      | 17       | 81   | 0     | 0     | 1     | 2   |
|      | 3rd     | 7,215                                        | 7,073 | 32    | 34    | 24    | 52  | 0                                      | 15       | 74   | 0     | 0     | 0     | 2   |
|      | 4th     | 8,501                                        | 8,327 | 39    | 38    | 33    | 64  | 0                                      | 18       | 87   | 0     | 0     | 1     | 2   |
| 2013 | 1st     | 7,105                                        | 6,932 | 32    | 32    | 32    | 77  | 0                                      | 15       | 72   | 0     | 0     | 1     | 2   |
|      | 2nd     | 7,571                                        | 7,388 | 47    | 41    | 33    | 60  | 2                                      | 16       | 77   | 0     | 0     | 1     | 2   |
|      | 3rd     | 8,026                                        | 7,866 | 21    | 30    | 39    | 70  | 0                                      | 17       | 82   | 0     | 0     | 1     | 2   |
|      | 4th     | 8,308                                        | 8,130 | 33    | 38    | 35    | 72  | 0                                      | 17       | 85   | 0     | 0     | 1     | 2   |
| 2014 | 1st     | 7,693                                        | 7,542 | 42    | 31    | 22    | 56  | 0                                      | 16       | 78   | 0     | 0     | 0     | 2   |
|      | 2nd     | 8,414                                        | 8,253 | 43    | 32    | 29    | 56  | 0                                      | 17       | 86   | 0     | 0     | 0     | 2   |
|      | 3rd     | 8,092                                        | 7,944 | 39    | 36    | 24    | 49  | 0                                      | 17       | 82   | 0     | 0     | 0     | 2   |
|      | 4th     | 8,392                                        | 8,230 | 37    | 34    | 29    | 59  | 3                                      | 17       | 85   | 0     | 0     | 0     | 2   |
| 2015 | 1st     | 7,316                                        | 7,146 | 31    | 45    | 33    | 60  | 1                                      | 15       | 74   | 0     | 0     | 1     | 2   |
|      | 2nd     | 7,729                                        | 7,604 | 34    | 30    | 24    | 37  | 0                                      | 16       | 79   | 0     | 0     | 0     | 1   |
|      | 3rd     | 8,019                                        | 7,883 | 29    | 37    | 31    | 39  | 0                                      | 16       | 81   | 0     | 0     | 0     | 1   |
|      | 4th     | 8,326                                        | 8,197 | 25    | 33    | 32    | 38  | 1                                      | 17       | 85   | 0     | 0     | 0     | 1   |
| 2016 | 1st     | 7,874                                        | 7,725 | 32    | 48    | 25    | 44  | 0                                      | 16       | 79   | 0     | 0     | 0     | 1   |
|      | 2nd     | 8,617                                        | 8,469 | 27    | 39    | 37    | 44  | 1                                      | 18       | 87   | 0     | 0     | 1     | 1   |
|      | 3rd     | 8,696                                        | 8,543 | 31    | 40    | 32    | 49  | 0                                      | 18       | 88   | 0     | 0     | 0     | 1   |
|      | 4th     | 8,695                                        | 8,537 | 33    | 49    | 33    | 43  | 0                                      | 18       | 88   | 0     | 0     | 0     | 1   |
| 2017 | 1st     | 8,525                                        | 8,362 | 34    | 36    | 40    | 52  | 0                                      | 17       | 86   | 0     | 0     | 1     | 2   |
|      | 2nd     |                                              |       |       |       |       |     |                                        |          |      |       |       |       |     |
|      | 3rd     |                                              |       |       |       |       |     |                                        |          |      |       |       |       |     |
|      | 4th     |                                              |       |       |       |       |     |                                        |          |      |       |       |       |     |

<sup>1</sup>Rates are calculated using the population registered in Northern Ireland for Health Service treatments at 1st July - the mid-point for each year.

Table 6: Number of Sight Tests, Vouchers and Repair/Replacements and Rate Per 1,000 Population by Area (1 October 2016 to 31 December 2016)

|                                | Population as at 1st July 2016 | Sight Tests    |                           | Vouchers      |                           | Repair/ Replacements |                                        |
|--------------------------------|--------------------------------|----------------|---------------------------|---------------|---------------------------|----------------------|----------------------------------------|
|                                |                                | Number         | Rate per 1,000 Population | Number        | Rate per 1,000 Population | Number               | Rate per 1,000 Population <sup>1</sup> |
| <b>Northern Ireland</b>        | <b>1,957,460</b>               | <b>116,690</b> | <b>227</b>                | <b>51,365</b> | <b>106</b>                | <b>6,525</b>         | <b>17</b>                              |
| <b>Belfast HSC Trust</b>       | <b>374,900</b>                 | <b>21,957</b>  | <b>224</b>                | <b>10,319</b> | <b>110</b>                | <b>1,362</b>         | <b>15</b>                              |
| Belfast                        | 304,300                        | 18,505         | 243                       | 9,295         | 122                       | 1,207                | 16                                     |
| Castlereagh                    | 70,600                         | 3,452          | 196                       | 1,074         | 61                        | 155                  | 9                                      |
| <b>Northern HSC Trust</b>      | <b>485,000</b>                 | <b>30,184</b>  | <b>249</b>                | <b>12,266</b> | <b>101</b>                | <b>2,345</b>         | <b>19</b>                              |
| Antrim                         | 56,200                         | 2,710          | 193                       | 1,175         | 84                        | 253                  | 18                                     |
| Ballymena                      | 69,200                         | 5,664          | 309                       | 2,282         | 132                       | 452                  | 26                                     |
| Ballymoney                     | 31,900                         | 1,060          | 123                       | 429           | 54                        | 87                   | 11                                     |
| Carrikerergus                  | 40,500                         | 1,396          | 138                       | 527           | 52                        | 65                   | 6                                      |
| Coleraine                      | 59,500                         | 4,825          | 324                       | 2,035         | 137                       | 343                  | 23                                     |
| Cookstown                      | 40,200                         | 2,316          | 231                       | 941           | 94                        | 222                  | 22                                     |
| Larne                          | 33,200                         | 1,793          | 216                       | 627           | 76                        | 96                   | 12                                     |
| Magherafelt                    | 48,100                         | 3,049          | 253                       | 1,425         | 118                       | 357                  | 30                                     |
| Moyle                          | 17,800                         | 623            | 140                       | 260           | 58                        | 70                   | 16                                     |
| Newtownabbey                   | 88,400                         | 6,748          | 305                       | 2,565         | 116                       | 400                  | 18                                     |
| <b>South Eastern HSC Trust</b> | <b>365,600</b>                 | <b>22,271</b>  | <b>244</b>                | <b>8,192</b>  | <b>90</b>                 | <b>1,469</b>         | <b>16</b>                              |
| Ards                           | 81,000                         | 6,288          | 310                       | 1,593         | 89                        | 278                  | 14                                     |
| Down                           | 74,100                         | 3,609          | 195                       | 1,589         | 86                        | 374                  | 20                                     |
| Lisburn                        | 128,400                        | 6,830          | 213                       | 2,704         | 84                        | 526                  | 16                                     |
| North Down                     | 82,300                         | 5,544          | 269                       | 1,506         | 93                        | 291                  | 14                                     |
| <b>Southern HSC Trust</b>      | <b>485,200</b>                 | <b>23,377</b>  | <b>231</b>                | <b>11,808</b> | <b>109</b>                | <b>1,624</b>         | <b>18</b>                              |
| Armagh                         | 67,400                         | 2,169          | 130                       | 504           | 55                        | 210                  | 12                                     |
| Barrymore                      | 51,200                         | 2,604          | 204                       | 1,049         | 62                        | 194                  | 15                                     |
| Craigavon                      | 104,300                        | 8,998          | 345                       | 4,112         | 158                       | 483                  | 19                                     |
| Dungannon                      | 66,600                         | 3,471          | 209                       | 1,539         | 92                        | 396                  | 23                                     |
| Newry & Mourne                 | 115,800                        | 6,115          | 211                       | 3,384         | 117                       | 551                  | 19                                     |
| <b>Western HSC Trust</b>       | <b>326,100</b>                 | <b>18,291</b>  | <b>224</b>                | <b>9,520</b>  | <b>117</b>                | <b>1,525</b>         | <b>19</b>                              |
| Derry                          | 123,800                        | 7,140          | 231                       | 3,628         | 117                       | 510                  | 16                                     |
| Fermanagh                      | 68,000                         | 3,513          | 207                       | 1,801         | 106                       | 317                  | 19                                     |
| Lisnady                        | 35,000                         | 1,828          | 209                       | 1,014         | 116                       | 106                  | 12                                     |
| Omagh                          | 55,200                         | 3,764          | 273                       | 1,960         | 142                       | 371                  | 27                                     |
| Strabane                       | 44,200                         | 2,046          | 185                       | 1,117         | 101                       | 221                  | 20                                     |

<sup>1</sup>Rates are calculated using the population registered in Northern Ireland for Health Service treatments at 1st July

**Notes**

1. Ophthalmic statistics are compiled from claims received and paid through the FPS Ophthalmic Payment System. The system records claims for Health Service sight tests, vouchers and repairs and automates the payment process. The system is designed to be a payment system rather than an information system and there may be anomalies in the data due to scanning errors. However where feasible quality checks have been carried out and information sought from the original paper form where possible.

2. All data in this report relates to the date the activity was processed and paid on the system rather than activity date. The time periods for submission of payment claims are six months from the date of test for sight test claims and three months from the date of supply for vouchers and repair/replacement claims.

3. Data excludes sight tests to prisoners in Northern Ireland.

4. Population estimates and rates are calculated using the population registered in Northern Ireland for Health Service treatments at July - the mid-point for each year unless otherwise stated.

5. Further reports, tables and charts are available at: <http://www.hscbusiness.hscni.net/services/1807.htm>

6. Data for other parts of the UK are available at:

England: [http://www.hscic.gov.uk/searchcatalogue?topics=1/Primary care services/Eye care services&sort=Most recent&size=10&page=1#top](http://www.hscic.gov.uk/searchcatalogue?topics=1/Primary%20care%20services/Eye%20care%20services&sort=Most%20recent&size=10&page=1#top)

Wales: <http://wales.gov.uk/topics/statistics/headlines/health2012/120531/?lang=en>

Scotland: <http://www.isdscotland.org/Health-Topics/Eye-Care/Publications/>

7. Further information on entitlement to Health Service tests, vouchers and repairs in Northern Ireland can be found at: <http://www.hscbusiness.hscni.net/services/1780.htm>

8. Further information on the statistics provided in this publication can be obtained from the BSO Information and Registration Unit:

Responsible Statistician: Mr Sandy Fitzpatrick

Telephone: 028 9536 3687

E-mail: [info.bso@hscni.net](mailto:info.bso@hscni.net)